Rammer®

EN

PARTS AND TOOLS

RAMMER HITS FIRST

The world's best-known and most-respected brand of hydraulic hammers offers a comprehensive range of powerful, productive and durable attachments that are suitable for carriers in the 0.6 to 100 tons operating weight class.

Divided into four hydraulic hammer families, the Rammer hydraulic hammer range is unsurpassed in its innovation and reliability and offers class-leading power-to-weight characteristics that mark them as the best in their class.

Rammer's product selection is supported by a dedicated global dealer network with ready access to Genuine Rammer parts and a wealth of operational knowledge and experience to ensure that your Rammer product continues to contribute to your company's profitability for its entire working life.

SANDVIK IS THE WORLD'S LEADING MANUFACTURER OF HYDRAULIC HAMMERS AND ATTACHMENTS. OVER THE PAST 35 YEARS, SANDVIK-OWNED RAMMER HAMMERS HAVE BEEN DEVELOPED IN CONJUNCTION WITH OUR CUSTOMERS ACROSS THE WORLD. AS A RESULT, THEY ARE TOUGH, DURABLE, RELIABLE AND OFFER THE MOST ECONOMICAL OWNING AND OPERATING COSTS WHILE DELIVERING MAXIMUM PRODUCTION.

Rammer
355

GENUINE RAMMER TOOLS

CHOOSING THE RIGHT TOOL FOR THE JOB WILL HAVE A MAJOR IMPACT UPON THE POWER AND PRODUCTIVITY OF YOUR HAMMER. IT IS VITAL TO DETERMINE IF THE JOB IS AN IMPACT OR PENETRATIVE BREAKING APPLICATION. RAMMER HAS INTRODUCED SEVERAL TOOL MODELS DESIGNED WITH JOB SPECIFIC WORK REQUIREMENTS, PROVIDING EXCELLENT VALUE, LONG LIFE AND MAXIMUM PERFORMANCE.

In "impact" applications, it is important to identify the level of abrasive characteristics in the material. Rammer Super Blunt tools provide excellent wear characteristic and long life in applications involving highly abrasive oversize materials, for example high silica content boulders.

Primary breaking of hard rock will require Hard rock chisel tool. This tool is geometrically designed for the highest production possible and a long service life. Penetrative applications such as breaking of limestone and non-reinforced concrete require Limestone chisel tool which is designed specifically for faster penetration while reducing the idle blow effects found in soft material applications. Correctly matching the right tool to the job application is critical to achieving the highest level of production with lowest possible operating costs.

ALWAYS USE GENUINE RAMMER PARTS AND TOOLS

RIGHT TOOL, RIGHT JOB

Standard chisel tool

- For nonabrasive but tough rock or concrete
- For material which has low or medium penetration rate

Hard rock chisel tool

- Hard and abrasive rock with fractures
- For application where drilling and blasting cannot be used
- Materials with low penetration rate

Limestone and concrete chisel tool

- Very soft and easily breaking, nonabrasive rock or concrete
- For rock which has high penetration rate

Blunt tool

- Hard rock with low or medium abrasive rock
- Boulder breaking or concrete demolition
- Application where tool wear rate is low

Moil point tool

- Where chisels have excessive retaining pin groove wear
- Soft and nonabrasive rock
- General demolition of concrete

Super blunt tool

- Hard and abrasive rock
- Only for boulder breaking
- 1.5-3 times more wear life than standard blunt in very abrasive applications

Pyramid point tool

- Soft, nonabrasive and tough rock and especially concrete
- Materials requiring high penetration rate
- Where chisels have excessive retaining pin groove wear

Compact range tool

- Breaking concrete
- Hard or frozen ground
- Road surface or asphalt

Compacting tool

- Ground compacting

Asphalt cutting tool

- Frozen or compact ground
- Asphalt

Customized special tools

We can produce special tools according to your specific needs.In special cases the tool shape and diameter can variate and the lenght up to 3 meters. Contact your local dealer for more information!

*Note, special lenghts and shapes will effect to the product warranty.

COMPACT RANGE

		108 in6/in8 (BR108)	211 in9/in11 (BR211)	315 in12/in15 (BR315)	522 in22 (BR522)
Diameter	**mm (in)**	**104 (4.09)**	**119 (4.69)**	**131 (5.16)**	**150 (5.91)**
Pyramid					
Part number	No.	N63S1	N93S1	N123S1	N223S1
Total length	mm (in)	420 (16.54)	470 (18.50	520 (20.47))	591 (23.27)
Working length	mm (in)	270 (10.63)	300 (11.81)	330 (12.99)	380 (14.96)
Weight	kg (lb)	9 (20)	13.4 (30)	18.1 (40)	27 (60)

SMALL RANGE

		155	255	355	455
Diameter	**mm (in)**	**36 (1.42)**	**40 (1.57)**	**48 (1.89)**	**56 (2.20)**
Chisel					
Part number	No.	BH401	BG351	BG451	BG551
Total length	mm (in)	360 (14.17)	380 (14.96)	450 (17.72)	520 (20.47)
Working length	mm (in)	220 (8.66)	221 (8.70)	233 (9.17)	299 (11.77)
Weight	kg (lb)	2.7 (10)	3.4 (10)	5.9 (10)	9.3 (20)
Moil point					
Part number	No.	BH403	BG353	BG453	BG553
Total length	mm (in)	360 (14.17)	380 (14.96)	450 (17.72)	520 (20.47)
Working length	mm (in)	220 (8.66)	221 (8.70)	233 (9.17)	299 (11.77)
Weight	kg (lb)	2.6 (10)	3.5 (10)	5.8 (10)	9.1 (20)
Long Chisel					
Part number	No.	BH402	BG352	BG452	BG552
Total length	mm (in)	440 (17,3)	460 (18,11)	570 (22,44)	600 (23,62)
Working length	mm (in)	300 (11,8)	301 (11,85)	353 (13,90)	379 (14,92)
Weight	kg (lb)	3,34 (7,5)	4,27 (9,5)	7,63 (16,8)	10,9 (24)
Pyramid					
Part number	No.	BH403K3	BG353K3	BH453K3	BG553K3
Total length	mm (in)	360 (14,17)	380 (14,96)	480 (18,90)	520 (20,47)
Working length	mm (in)	220 (8,66)	221 (8,66)	263 (10,35)	299 (11,77)
Weight	kg (lb)	2,88 (6,3)	3,7 (8,1)	6,73 (14,8)	9,63 (21,2)
Diameter	mm (in)	36 (1.42)	40 (1.57)	48 (1.89)	56 (2.20)
Spade, parallel to boom					
Part number	No.	BH405	BG355	BG455	BG555
Total Width	mm (in)	100 (3.94)	100 (3.94)	115 (4.53)	115 (4.53)
Total length	mm (in)	380 (14.96)	380 (14.96)	450 (17.72)	560 (22.05)
Working length	mm (in)	230 (9.05)	221 (8.70)	233 (9.17)	349 (13.74)
Weight	kg (lb)	3.2 (10)	3.5 (10)	5.9 (10)	9.7 (20)
Spade, transverse to boom					
Part number	No.	BH406	BG356	BG456	BG556
Total Width	mm (in)	100 (3.94)	100 (3.94)	115 (4.53)	115 (4.53)
Total length	mm (in)	380 (14.96)	380 (14.96)	450 (17.72)	560 (22.05)
Working length	mm (in)	230 (9.05)	221 (8.70)	233 (9.17)	349 (13.74)
Weight	kg (lb)	3.2 (10)	3.5 (10)	5.9 (10)	9.7 (20)
Compacting plate					
Part number	No.	–	BG357	BG457	BG557
Total Width	mm (in)	–	160 (6.30)	160 (6.30)	250 (9.84)
Total length	mm (in)	–	387 (15.24)	407 (16.02)	430 (16.93)
Working length	mm (in)	–	228 (8.98)	186 (7.32)	219 (8.62)
Weight	kg (lb)	–	8.5 (20)	9.9 (20)	23 (50)

SMALL RANGE

		555	777	999	1322
Diameter	**mm (in)**	**72 (2.83)**	**80 (3.15)**	**90 (3.54)**	**95 (3.74)**
Chisel					
Part number	No.	BJ631	BJ701	BJ801	291
Total length	mm (in)	650 (25.59)	740 (29.13)	830 (32.68)	900 (35.43)
Working length	mm (in)	350 (13.78)	400 (15.75)	450 (17.72)	460 (18.23)
Weight	kg (lb)	19.2 (40)	27.1 (60)	38.5 (80)	46 (100)
Moil point					
Part number	No.	BJ633	BJ703	BJ803	293
Total length	mm (in)	650 (25.59)	740 (29.13)	830 (32.68)	900 (35.43)
Working length	mm (in)	350 (13.78)	400 (15.75)	450 (17.72)	460 (18.23)
Weight	kg (lb)	19.2 (40)	27 (60)	38.4 (80)	44 (100)
Long Chisel					
Part number	No.	BJ632	BJ702	BJ802	292
Total length	mm (in)	770 (30,31)	860 (33,86)	940 (37,01)	1050 (41.)
Working length	mm (in)	470 (18,5)	520 (20,47)	560 (22,05)	613 (24.13)
Weight	kg (lb)	23 (50,6)	31,8 (70)	44 (96,8)	55 (120)
Diameter	mm (in)	72 (2.83)	80 (3.15)	90 (3.54)	95 (3.74)
Spade, parallel to boom					
Part number	No.	BJ635	BJ705	BJ805	295
Total Width	mm (in)	150 (5.91)	180 (7.09)	210 (8.27)	200 (7.87)
Total length	mm (in)	650 (25.59)	740 (29.13)	840 (33.07)	830 (32.67)
Working length	mm (in)	350 (13.78)	400 (15.75)	460 (18.11)	393 (15.47)
Weight	kg (lb)	17.9 (40)	25 (60)	37.7 (80)	39 (90)
Spade, transverse to boom					
Part number	No.	BJ636	BJ706	BJ806	296
Total Width	mm (in)	150 (5.91)	180 (7.09)	210 (8.27)	200 (7.87)
Total length	mm (in)	650 (25.59)	740 (29.13)	840 (33.07)	830 (32.67)
Working length	mm (in)	350 (13.78)	400 (15.75)	460 (18.11)	393 (15.47)
Weight	kg (lb)	17.9 (40)	25 (60)	37.7 (80)	39 (90)
Compacting plate					
Part number	No.	BJ637	BJ707	BJ807	297
Total Width	mm (in)	330 (12.99)	330 (12.99)	330 (12.99)	350 (13.78)
Total length	mm (in)	510 (20.08)	700 (27.56)	800 (31.50)	800 (31.50)
Working length	mm (in)	210 (8.27)	360 (14.17)	420 (16.54)	363 (14.29)
Weight	kg (lb)	51.4 (110)	68 (150)	76.6 (170)	95 (210)

MEDIUM RANGE

		1655	2166	2577	1533	2155
Diameter	mm (in)	115 (4.53)	125 (4.92)	135 (5.31)	105 (4.13)	118 (4.65)
Chisel						
Part number	No.	BB491	BB651	771	331	551
Total length	mm (in)	1000 (39.37)	1050 (41.34)	1120 (44.09)	1000 (39.37)	1050 (41.34)
Working length	mm (in)	562 (22,13)	588 (23,15)	636 (25.04)	565 (22.24)	560 (22.04)
Weight	kg (lb)	67 (150)	89 (200)	112 (250)	62.4 (140)	82.7 (180)
Long chisel						
Part number	No.	–	–	772	–	552
Total length	mm (in)	–	–	1270 (50.00)	–	1150 (45.28)
Working length	mm (in)	–	–	786 (30.94)	–	660 (25.98)
Weight	kg (lb)	–	–	129 (280)	–	90.5 (200)
Moil point						
Part number	No.	BB493	BB653	773	333	553
Total length	mm (in)	1000 (39.37)	1050 (41.34)	1120 (44.09)	1000 (39.37)	1050 (41.34)
Working length	mm (in)	562 (22,13)	588 (23,15)	636 (25.04)	565 (22.24)	560 (22.04)
Weight	kg (lb)	67 (150)	89 (200)	108 (240)	61.8 (140)	82.7 (180)
Long moil point						
Part number	No.	–	–	778	–	558
Total length	mm (in)	–	–	1270 (50.00)	–	1150 (45.28)
Working length	mm (in)	–	–	786 (30.94)	–	660 (25.98)
Weight	kg (lb)	–	–	125 (280)	–	90.5 (200)
Blunt						
Part number	No.	BB494	BB654	774	334	554
Total length	mm (in)	800	1050 (41.34)	920 (36.22)	800 (31.50)	850 (33.46)
Working length	mm (in)	362	388	436 (17.17)	365 (14.37)	360 (14.17)
Weight	kg (lb)	58 (130)	77 (125)	100 (220)	53.2 (120)	71.1 (160)
Long Blunt						
Part number	No.	–	–	774CI	–	554CI
Total length	mm (in)	–	–	1120 (44.09)	–	1050 (41.34)
Working length	mm (in)	–	–	636 (25.04)	–	560 (22.04)
Weight	kg (lb)	–	–	121 (270)	–	88.3 (190)
Limestone Chisel						
Part number	No.	–	–	771F3	–	551F3
Total length	mm (in)	–	–	1120 (44.09)	–	1000 (39.37)
Working length	mm (in)	–	–	636 (25.04)	–	510 (20.08)
Weight	kg (lb)	–	–	115 (250)	–	81 (180)

		1655	2166	2577	1533	2155
Diameter	mm (in)	115 (4.53)	125 (4.92)	135 (5.31)	105 (4.13)	118 (4.65)
Hard Rock Chisel						
Part number	No.	–	–	771A2	–	–
Total length	mm (in)	–	–	1120 (44.09)	–	–
Working length	mm (in)	–	–	636 (25.04)	–	–
Weight	kg (lb)	–	–	106 (230)	–	–
Pyramid						
Part number	No.	BB493K3	BB653K3	773K3	–	553K3
Total length	mm (in)	1000 (39.37)	1050 (41.34)	1120 (44.09)	–	1050 (41.34)
Working length	mm (in)	562 (22,13)	588 (23,15)	636 (25.04)	–	560 (22.04)
Weight	kg (lb)	66 (150)	89 (200)	108 (240)	–	82.7 (180)
Super blunt						
Part number	No.	–	–	774T2	–	–
Total length	mm (in)	–	–	920 (36.22)	–	–
Working length	mm (in)	–	–	436 (17.17)	–	–
Weight	kg (lb)	–	–	101 (220)	–	–
Spade, parallel to boom						
Part number	No.	–	–	–	335	–
Total Width	mm (in)	–	–	–	230 (9.05)	–
Total length	mm (in)	–	–	–	1000 (39.37)	–
Working length	mm (in)	–	–	–	565 (22.24)	–
Weight	kg (lb)	–	–	–	62.5 (140)	–
Spade, transverse to boom						
Part number	No.	–	–	–	336	–
Total Width	mm (in)	–	–	–	230 (9.05)	–
Total length	mm (in)	–	–	–	1000 (39.37)	–
Working length	mm (in)	–	–	–	565 (22.24)	–
Weight	kg (lb)	–	–	–	62.5 (140)	–

LARGE RANGE

		3288	4099	5011	7013
Diameter	mm (in)	142 (5.59)	166 (6.54)	190 (7.48)	203 (7.99)
Chisel					
Part number	No.	881	991	50111	131
Total length	mm (in)	1200 (47.24)	1400 (55.12)	1550 (61.02)	1550 (61.02)
Working length	mm (in)	610 (24.02)	705 (27.76)	754 (29.68)	780 (30.71)
Weight	kg (lb)	132 (290)	218 (480)	303 (670)	343 (760)
Long Chisel					
Part number	No.	882	992	–	–
Total length	mm (in)	1400 (52.12)	1550 (61.02)	–	–
Working length	mm (in)	810 (31.89)	855 (33.66)	–	–
Weight	kg (lb)	156 (343)	237 (521)	–	–
Moil point					
Part number	No.	883	993	50113	133
Total length	mm (in)	1200 (47.24)	1400 (55.12)	1550 (61.02)	1550 (61.02)
Working length	mm (in)	610 (24.02)	705 (27.76)	754 (29.68)	780 (30.71)
Weight	kg (lb)	128 (280)	212 (470)	297 (650)	327 (720)
Long Moil point					
Part number	No.	888	998	–	–
Total length	mm (in)	1400 (52.12)	1550 (61.02)	–	–
Working length	mm (in)	810 (31.89)	855 (33.66)	–	–
Weight	kg (lb)	152 (334)	237 (521)	–	–
Blunt					
Part number	No.	884	994	50114	134
Total length	mm (in)	1050 (41.34)	1265 (49.80)	1400 (55.12)	1500 (59.06)
Working length	mm (in)	460 (18.11)	570 (22.44)	604 (23.78)	730 (28.74)
Weight	kg (lb)	124 (270)	208 (460)	293 (650)	360 (790)
Long Blunt					
Part number	No.	884C1	–	–	–
Total length	mm (in)	1300 (55.18)	–	–	–
Working length	mm (in)	710 (27.95)	–	–	–
Weight	kg (lb)	153 (337)	–	–	–

		3288	4099	5011	7013
Limestone Chisel					
Part number	No.	881F3	991F3	50111F3	131F3
Total length	mm (in)	1200 (47.24)	1400 (55.12)	1550 (61.02)	1550 (61.02)
Working length	mm (in)	610 (24.02)	705 (27.76)	754 (29.60)	780 (30.71)
Weight	kg (lb)	137 (300)	223 (490)	313 (689)	346 (761.2)
Hard Rock Chisel					
Part number	No.	881A2	991A2	50111A2	131A2
Total length	mm (in)	1200 (47.24)	1400 (55.12)	1550 (61.02)	1550 (61.02)
Working length	mm (in)	610 (24.02)	705 (27.76)	754 (29.68)	780 (30.71)
Weight	kg (lb)	125 (280)	207 (460)	289 (640)	323 (710)
Pyramid					
Part number	No.	883K3	993K3	50113K3	133K3
Total length	mm (in)	1200 (47.24)	1400 (55.12)	1550 (61.02)	1550 (61.02)
Working length	mm (in)	610 (24.02)	705 (27.76)	754 (29.68)	780 (30.71)
Weight	kg (lb)	131 (290)	210 (460)	295 (650)	332 (730)
Super blunt					
Part number	No.	884T2	994T2	50114T2	–
Total length	mm (in)	1100 (43.31)	1265 (49.80)	1400 (55.12)	–
Working length	mm (in)	510 (20.08)	570 (22.44)	604 (23.78)	–
Weight	kg (lb)	138 (300)	218 (480)	308 (680)	–

PRO RANGE

		2577 PRO	4099 PRO	5011 PRO
Diameter	mm (in)	135 (5.31)	166 (6.54)	190 (7.48)
Chisel				
Part number	No.	771Z1	991Z1	50111Z1
Total length	mm (in)	1120 (44.09)	1450 (57.09)	1550 (61.02)
Working length	mm (in)	580 (22,83)	710 (27,95)	700 (27,56)
Weight	kg (lb)	112 (250)	226 (500)	304 (670)
Moil point				
Part number	No.	773Z1	993Z1	50113Z1
Total length	mm (in)	1120 (44.09)	1450 (57.09)	1550 (61.02)
Working length	mm (in)	580 (22,83)	710 (27,95)	700 (27,56)
Weight	kg (lb)	108 (240)	217 (480)	298 (650)
Blunt				
Part number	No.	774	994	50114
Total length	mm (in)	920 (36.22)	1265 (49.8)	1400 (55.12)
Working length	mm (in)	436 (17.17)	570 (22.44)	604 (23.78)
Weight	kg (lb)	100 (220)	208 (460)	293 (650)
Limestone Chisel				
Part number	No.	771F3Z1	991A2Z1	50111A2Z1
Total length	mm (in)	1120 (44.09)	1450 (57.09)	1550 (61.02)
Working length	mm (in)	580 (22,83)	710 (27,95)	700 (27,56)
Weight	kg (lb)	115 (250)	226 (500)	289 (640)
Hard Rock Chisel				
Part number	No.	771A2Z1	991F3Z1	50111F3Z1
Total length	mm (in)	1120 (44.09)	1450 (57.09)	1550 (61.02)
Working length	mm (in)	580 (22,83)	710 (27,95)	700 (27,56)
Weight	kg (lb)	106 (230)	234 (520)	313 (690)

Rammer
4099
PRO

PROPER TOOL MAINTENANCE

Hammer tool is a wear part and tool consumption is one of the key contributors to wear part costs. But with thorough and regular tool maintenance, you can reduce those costs. And who is the key person for maintenance? – The Operator.

When carrying out tool maintenance, proper safety clothes are mandatory. Please remember that a tool is extremely hot immediately after the hammer has been working. Proper tool maintenance could be divided into daily and weekly maintenance.

Correct greasing practice

The greasing practice depends on application and operating method. Tool grease consumption is higher in applications where the tool is penetrating and movements are longer than in impact breaking applications where the tool is steadily against thrust ring. Greasing should be increased in dusty applications.

You can find instructions for correct greasing practices from the operator's manual, although the operator should adjust suitable practice for the application on a daily basis. The proper procedure is reached when wet grease is visible about the length equal to tool diameter on the tool just beneath the housing bottom plate.

Tool sharpening

Genuine Rammer tools can be reconditioned by milling or turning machine. plaining. It is important when sharpening, that the working temperature does not exceed 200°, never use gas cutting tools as they soften the tool and causes micro-cracks that may lead to breakages.

ALWAYS USE GENUINE RAMMER PARTS AND TOOLS

TOOL ANALYSES

What a broken tool tells us?

	Problem	Likely cause	Remedy
	Failure of the retainer pin groove	Usually caused by idle blows Soft tool (beware of pirate tools and pirate retainer pins!).	Ensure that the operator is following the instructions as detailed in the operators manual. Use only Rammer genuine parts and tools. Newer model Rammer hammers have idle blow protection
	Deformation of piston end of tool	High impact energy due to wrong setting of oil flow and pressure. Soft tool (beware of pirate tools!)	Check oil flow and pressure settings on the carrier. Use only Rammer genuine parts and tools
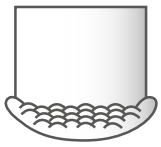	Mushrooming of tool	Overheating of tool Working on a hard material without pause for a long period of time.	Re-positing the tool every 15 seconds during operation. Rammer hammers hit harder and are the designed to break hard rock. Thus accelerated wear is only natural in extremely hard rock.
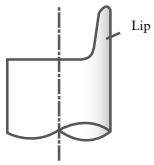	Lip formation in (fatigue) fracture	Breaking caused by excessive bending. This type of stress is caused by using the wrong working angle or use ot the tool formechanical leverage.	Adopt correct working angle and follow operating instructions as outlined in the operators manual.
	Fatigue failure that starts from the inside of the tool.	Material failure (beware of pirate tools!)	The material of Rammer tools is ultrasonic-tested for large inclusions, and such failure occurs very rarely, but contact your local dealer for more information.
	Seizing in tool bushing Fatigue failure that starts from the tool surface.	Strong side loads and striking at the same time causes the surface of the tool bushing to be damaged, this is caused by using the wrong working angle or insufficient lubrication.	Adopt correct working angle and follow operating instructions as outlined in the operators manual. Rammer offers a complete range of tool grease as well as it's range of Ramlube automatic lubricators to ensure constant and sufficient lubrication.

GREASE IS THE WORD

Tool lubrication

Hammers tool is subject to extreme wear that requires proper lubrication and care to achieve a long, trouble free life. Tool lubricant must have properties to withstand high temperature and extreme pressure. Special tool lubricants and automatic tool lubrication systems which have been especially designed to work with Rammer products are available from your local Rammer dealer.

Part no.	Description	Weight
902045	Rammer tool grease	400g
902046	Rammer tool grease	18kg
951370	Special tool grease Ramlube II	500g
951371	Special tool grease Ramlube II (Meissel paste)	500g

Ramlube

A hammer's tool is subject to extreme wear that requires proper lubrication and care if it is to achieve a long, trouble free life. Tool lubricant must have properties to withstand high temperature and extreme pressure. Special tool lubricants and automatic tool lubrication systems that have been designed specifically to work with Rammer products are available from your Rammer hammer dealer.

Part no.	Description
850500	Ramlube kit

Ramlube II

The Ramlube II kit can be fitted to most Rammer Medium and Large Range (E- and G-series) hammers. Mounted on the hammer housing, the system features no external electric cables or hydraulic hoses for optimum wear and impact protection. Available as a retro fit option, Ramlube II is ideally suited to applications in which the hammer is required to work with more than one carrier.

Part no.	Description	Model
K60064	Ramlube II kit RG541	E63, E64 (BR 2063, BR 2064)
K60065	Ramlube II kit RG541	E65, E66 N (BR 2265, BR 2266)
K60100	Ramlube II kit RG541	E68, G80N, G90, G100, G110 (BR 2568, BR 3890, BR 4510, BR 4511)
953385	Seal set for greasing device	
951370	Grease cartridge	Special tool grease, Ramlube II cartridge. Greasing device cartridges are sold also in box which inludes 24 cartridges.

Ramlube III

An integrated lubrication device mounted inside the hammer's housing on the power cell, it provides maximum lubrication whilst only using minimum grease amount, prolonging the tool and bushing life.

The location of Ramlube III also provides full protection of moisture and dust. In colder climates the location also acts as an advantage because the grease heats along with the hammer. Ramlube III is available as a retrofit option for 1533 and 2155.

Part no.	Description	Model
162802	Ramlube III	1533, 2155 (BR1533, BR2155)

Grease filling unit

When using Rammer 18Kg tool grease (902046) our latest innovation is grease filling unit. Robust structure makes it easy to use and clean filling for Ramlube and AGW (AirGreaseWater) units

Part no.	Description	Model
173884	Grease filling unit	For 18 Kg tool grease

CLASSIC MODELS

SMALL RANGE		111 (BR111)	222 (BR222)	333 (BR333)
Diameter	mm (in)	36 (1.42)	42 (1.65)	50 (1.97)
Chisel				
Part number	No.	BH401	BH601	BH801
Total length	mm (in)	360 (14.17)	405 (15.94)	490 (19.29)
Working length	mm (in)	220 (8.66)	230 (9.05)	260 (10.24)
Weight	kg (lb)	2.7 (10)	4.1 (10)	7.1 (20)
Moil point				
Part number	No.	BH403	BH603	BH803
Total length	mm (in)	360 (14.17)	405 (15.94)	490 (19.29)
Working length	mm (in)	220 (8.66)	230 (9.05)	260 (10.24)
Weight	kg (lb)	2.6 (10)	3.9 (10)	6.8 (10)
Spade, parallel to boom				
Part number	No.	BH405	BH605	BH805
Total Width	mm (in)	100 (3.94)	100 (3.94)	115 (4.53)
Total length	mm (in)	380 (14.96)	420 (16.54)	490 (19.29)
Working length	mm (in)	230 (9.05)	250 (9.84)	260 (10.24)
Weight	kg (lb)	3.2 (10)	4.1 (10)	6.8 (10)
Spade, transverse to boom				
Part number	No.	BH406	BH606	BH806
Total Width	mm (in)	100 (3.94)	100 (3.94)	115 (4.53)
Total length	mm (in)	380 (14.96)	420 (16.54)	490 (19.29)
Working length	mm (in)	230 (9.05)	250 (9.84)	260 (10.24)
Weight	kg (lb)	3.2 (10)	4.1 (10)	6.8 (10)
Compacting plate				
Part number	No.	–	–	BH807
Total Width	mm (in)	–	–	180 (7.09)
Total length	mm (in)	–	–	437 (17.20)
Working length	mm (in)	–	–	210 (8.27)
Weight	kg (lb)	–	–	11.7 (30)

SMALL RANGE		PICCOLO	S 21 (BR321)	S 22 (BR422)	S 23 N (BR623)	S 25 N (BR825)	S26 N S26	S 27 (BR927)	S 29 (BR1229)
Diameter	mm (in)	40 (1.57)	45 (1.77)	50 (1.97)	63 (2.48)	70 (2.76)	90 (3.54)	83.7 (3.30)	95 (3.74)
Chisel									
Part number	No.	181	211	2201	231	251	261	271	291
Total length	mm (in)	400 (15.75)	480 (18.90)	530 (20.87)	680 (26.77)	730 (28.74)	850 (33.46)	840 (33.07)	900 (35.43)
Working length	mm (in)	253 (9.96)	249 (9.80)	262 (10.31)	364 (14.33)	390 (15.35)	409 (16.10)	417 (16.42)	460 (18.23)
Weight	kg (lb)	3.8 (10)	5.4 (10)	7.6 (20)	15 (30)	20 (40)	36 (80)	34 (70)	46 (100)
Long chisel									
Part number	No.	–	212	2202	232	252	262	272	292
Total length	mm (in)	–	560 (22.05)	620 (24.41)	780 (30.71)	830 (32.68)	1000 (39.)	950 (37.40)	1050 (41.)
Working length	mm (in)	–	329 (12.95)	352 (13.86)	464 (18.27)	490 (19.29)	559 (22.00)	527 (20.75)	613 (24.13)
Weight	kg (lb)	–	6.4 (10)	8.4 (20)	18 (40)	23 (50)	45 (100)	37 (80)	55 (120)
Moil point									
Part number	No.	183	213	2203	233	253	263	273	293
Total length	mm (in)	400 (15.75)	480 (18.90)	530 (20.87)	680 (26.77)	730 (28.74)	850 (33.46)	840 (33.07)	900 (35.43)
Working length	mm (in)	253 (9.96)	249 (9.80)	262 (10.31)	364 (14.33)	390 (15.35)	409 (16.10)	417 (16.42)	460 (18.23)
Weight	kg (lb)	3.6 (10)	5.4 (10)	7 (20)	15 (30)	20 (40)	36 (80)	33 (70)	44 (100)
Long Moil Point									
Part number	No.	–	218	2208	238	258	268	278	298
Total length	mm (in)	–	560 (22.05)	620 (24.41)	780 (30.71)	830 (32.68)	1000 (39.)	950 (37.40)	1050 (41.)
Working length	mm (in)	–	329 (12.95)	352 (13.86)	464 (18.27)	490 (19.29)	559 (22.00)	527 (20.75)	613 (24.13)
Weight	kg (lb)	–	6.4 (10)	8.4 (20)	18 (40)	23 (50)	48 (105)	37 (80)	53 (120)
Part number	No.	–	–	–	–	–	–	–	294

SMALL RANGE		PICCOLO	S 21 (BR321)	S 22 (BR422)	S 23 N (BR623)	S 25 N (BR825)	S26 N S26	S 27 (BR927)	S 29 (BR1129)
Diameter	mm (in)	40 (1.57)	45 (1.77)	50 (1.97)	63 (2.48)	70 (2.76)	90 (3.54)	83.7 (3.30)	95 (3.74)
Blunt									
Total length	mm (in)	–	–	–	–	–	–	–	800 (31.50)
Working length	mm (in)	–	–	–	–	–	–	–	363 (14.29)
Weight	kg (lb)	–	–	–	–	–	–	–	43 (90)
Spade, parallel to boom									
Part number	No.	185	215	2205	235	255	265	275	295
Total Width	mm (in)	100 (3.94)	100 (3.94)	115 (4.53)	130 (5.12)	150 (5.91)	280 (11.02)	200 (7.87)	200 (7.87)
Total length	mm (in)	380 (14.96)	450 (17.72)	490 (19.29)	570 (22.44)	720 (28.35)	850 (33.46)	880 (34.65)	830 (32.67)
Working length	mm (in)	233 (9.17)	219 (8.62)	222 (8.74)	254 (10.)	380 (14.96)	409 (16.10)	457 (17.99)	393 (15.47)
Weight	kg (lb)	3.5 (10)	5 (10)	6.7 (10)	12.8 (30)	18.8 (40)	55 (120)	34.3 (80)	39 (90)
Spade, transverse to boom									
Part number	No.	186	216	2206	236	256	266	276	296
Total Width	mm (in)	100 (3.94)	100 (3.94)	115 (4.53)	130 (5.12)	150 (5.91)	280 (11.02)	200 (7.87)	200 (7.87)
Total length	mm (in)	380 (14.96)	450 (17.72)	490 (19.29)	570 (22.44)	720 (28.35)	850 (33.46)	880 (34.65)	830 (32.67)
Working length	mm (in)	233 (9.17)	219 (8.62)	222 (8.74)	254 (10.)	380 (14.96)	409 (16.10)	457 (17.99)	393 (15.47)
Weight	kg (lb)	3.5 (10)	5 (10)	6.7 (10)	12.8 (30)	18.8 (40)	55 (120)	34.3 (80)	39 (90)
Compacting									
Part number	No.	–	217	2207	237	257	267	277	297
Total Width	mm (in)	–	250 (9.84)	250 (9.84)	250 (9.84)	330 (12.99)	330 (12.99)	330 (12.99)	350 (13.78)
Total length	mm (in)	–	400 (15.75)	460 (18.11)	570 (22.44)	610 (24.02)	860 (33.86)	800 (31.50)	800 (31.50)
Working length	mm (in)	–	169 (6.65)	192 (7.55)	254 (10.)	270 (10.63)	419 (16.50)	377 (14.84)	363 (14.29)
Weight	kg (lb)		21 (50)	22.7 (50)	30 (70)	54 (120)	82 (180)	74 (160)	95 (210)

MEDIUM RANGE		S54	S56	E 63 (BR2063)	E 64 (BR2064)	E 65/E 66 TUNNEL (BR2265)	E 66 N (BR2266)	E 68 (BR2568)
Diameter	mm (in)	115 (4.53)	130 (5.12)	115 (4.53)	106 (4.17)	125 (4.92)	115 (4.53)	130 (5.12)
Chiesel								
Part number	No.	541	561	631	641	651	661	681
Total length	mm (in)	1050 (41.34)	1100 (43.31)	1000 (39.37)	1050 (41.34)	1050 (41.34)	1050 (41.34)	1100 (43.31)
Working length	mm (in)	655 (25.79)	675 (26.57)	560 (22.05)	610 (24.02)	575 (22.64)	575 (22.64)	620 (24.41)
Weight	kg (lb)	79 (1700)	103 (230)	65 (140)	67 (150)	85 (190)	77 (170)	104 (230)
Long chisel								
Part number	No.	542	562	–	642	652	662	682
Total length	mm (in)	1150 (45.27)	1250 (49.21)	–	1150 (45.27)	1150 (45.27)	1150 (45.27)	1250 (49.21)
Working length	mm (in)	755 (29.72)	825 (32.48)	–	710 (27.95)	675 (26.57)	675 (26.57)	770 (30.31)
Weight	kg (lb)	86 (190)	115 (250)	–	74 (160)	93 (210)	85 (190)	120 (260)
Moil point								
Part number	No.	543	563	633	643	653	663	683
Total length	mm (in)	1050 (41.34)	1100 (43.31)	1000 (39.37)	1050 (41.34)	1050 (41.34)	1050 (41.34)	1100 (43.31)
Working length	mm (in)	655 (25.79)	675 (26.57)	560 (22.05)	610 (24.02)	575 (22.64)	575 (22.64)	620 (24.41)
Weight	kg (lb)	78 (170)	99 (220)	67 (150)	67 (150)	84 (190)	77 (170)	103 (230)
Long moil point								
Part number	No.	548	568	–	648	658	668	688
Total length	mm (in)	1150 (45.27)	1250 (49.21)	–	1150 (45.27)	1150 (45.27)	1150 (45.27)	1250 (49.21)
Working length	mm (in)	755 (29.72)	825 (32.48)	–	710 (27.95)	675 (26.57)	675 (26.57)	770 (30.31)
Weight	kg (lb)	86 (190)	110 (240)	–	74 (160)	91 (210)	85 (190)	120 (260)
Blunt								
Part number	No.	544	564	634	644	654	664	684
Total length	mm (in)	850 (33.46)	900 (35.43)	800 (31.50)	850 (33.46)	850 (33.46)	850 (33.46)	900 (35.43)
Working length	mm (in)	455 (17.91)	475 (18.70)	360 (793.66)	410 (16.14)	375 (14.76)	375 (14.76)	420 (16.54)
Weight	kg (lb)	69 (150)	94 (210)	58 (130)	58 (130)	74 (160)	66 (150)	90 (200)
Long Blunt								
Part number	No.	–	–	634CI	644CI	654CI	664CI	684CI
Total length	mm	–	–	1000 (39.37)	1050 (41.34)	1050 (41.34)	1050 (41.34)	1100 (43.31)
Working length	mm	–	–	560 (22.05)	610 (24.02)	575 (22.64)	575 (22.64)	620 (24.41)
Weight	kg	–	–	72 (160)	78 (170)	89 (200)	82 (180)	111 (240)

CLASSIC MODELS

MEDIUM RANGE		S54	S56	E 63 (BR2063)	E 64 (BR2064)	E 65/E 66 TUNNEL (BR2265)	E 66 N (BR2266)	E 68 (BR2568)
Diameter	mm (in)	115 (4.53)	130 (5.12)	115 (4.53)	106 (4.17)	125 (4.92)	115 (4.53)	130 (5.12)
Limestone Chiesel								
Part number	No.	–	–	631F3	–	651F3	–	681F3
Total length	mm	–	–	1000 (39.37)	–	1050 (41.34)	–	1050 (41.34)
Working length	mm	–	–	525 (20.67)	–	575 (22.64)	–	570 (22.44)
Weight	kg	–	–	65 (140)	–	85 (190)	–	107 (240)
Hard Rock Chisel								
Part number	No.	–	–	631A2	–	–	–	681A2
Total length	mm	–	–	800 (31.50)	–	–	–	1100 (43.31)
Working length	mm	–	–	360 (793.66)	–	–	–	620 (24.41)
Weight	kg	–	–	51 (110)	–	–	–	99 (220)
Pyramid								
Part number	No.	–	–	633K3	643K3	653K3	663K3	683K3
Total length	mm	–	–	1050 (41.34)	1050 (41.34)	1050 (41.34)	1050 (41.34)	1100 (43.31)
Working length	mm	–	–	575 (22.64)	610 (24.02)	575 (22.64)	575 (22.64)	620 (24.41)
Weight	kg	–	–	66 (150)	66 (150)	84 (190)	76 (170)	104 (230)
Super blunt								
Part number	No.	–	564T2	–	–	–	–	684T2
Total length	mm	–	900 (35.43)	–	–	–	–	900 (35.43)
Working length	mm	–	475 (18.70)	–	–	–	–	420 (16.54)
Weight	kg	–	96 (210)	–	–	–	–	127 (280)

MEDIUM MODULAR RANGE		M14 (BR2214)	M18 (BR2518)
Diameter	mm (in)	125 (4.92)	140 (5.51)
Chisel			
Part number	No.	M141	M181
Total length	mm (in)	1100 (43.31)	1200 (47.24)
Working length	mm (in)	565 (22.24)	615 (24.22)
Weight	kg (lb)	93.4 (210)	128.6 (280)
Moil point			
Part number	No.	M143	M183
Total length	mm (in)	1100 (43.31)	1200 (47.24)
Working length	mm (in)	565 (22.24)	615 (24.22)
Weight	kg (lb)	92.0 (200)	124.1 (270)
Limestone chisel			
Part number	No.	M141F3	M181F3
Total length	mm (in)	1100 (43.31)	1150 (45.28)
Working length	mm (in)	565 (22.24)	565 (22.24)
Weight	kg (lb)	99.8 (220)	126.7 (280)
Hard rock chisel			
Part number	No.	–	M181A2
Total length	mm (in)	–	1200 (47.24)
Working length	mm (in)	–	615 (24.22)
Weight	kg (lb)	–	123.4 (270)
Pyramid			
Part number	No.	M143K3	M183K3
Total length	mm (in)	1100 (43.31)	1200 (47.24)
Working length	mm (in)	565 (22.24)	615 (24.22)
Weight	kg (lb)	99.8 (220)	124.4 (270)
Blunt			
Part number	No.	M144	M184
Total length	mm (in)	900 (35.43)	1050 (41.34)
Working length	mm (in)	365 (14.37)	465 (18.31)
Weight	kg (lb)	81.9 (180)	120.0 (260)
Super blunt			
Part number	No.	–	M184T2
Total length	mm (in)	–	1050 (41.34)
Working length	mm (in)	–	465 (18.31)
Weight	kg (lb)	–	130.5 (290)
Long blunt			
Part number	No.	–	M184C1
Total length	mm (in)	–	1200 (47.24)
Working length	mm (in)	–	615 (24.22)
Weight	kg (lb)	–	137 (300)

LARGE RANGE		G 80 G 80 N	G 90 (BR3890)	4510 G 100 (BR4510)	4511 G 100 (BR4511)	S83	S84	S86
Diameter	mm	140 (5.51)	160 (6.30)	170 (6.69)	175 (6.89)	140 (5.51)	160	170
Chisel								
Part number	No.	801	901	101	111	831	841	861
Total length	mm	1200 (47.24)	1405 (55.31)	1450 (57.09)	1450 (57.09)	1200 (47.24)	1350 (53.15)	1450 (57.09)
Working length	mm	615 (24.21)	750 (29.53)	700 (27.56)	700 (27.56)	660 (25.98)	750 (29.53)	800 (31.50)
Weight	kg	132 (290)	206 (450)	230 (510)	241 (530)	137 (300)	198 (440)	230 (510)
Moil point								
Part number	No.	803	903	103	113	833	843	863
Total length	mm	1200 (47.24)	1405 (55.31)	1450 (57.09)	1450 (57.09)	1200 (47.24)	1350 (53.15)	1450 (57.09)
Working length	mm	615 (24.21)	750 (29.53)	700 (27.56)	700 (27.56)	660 (25.98)	750 (29.53)	800 (31.50)
Weight	kg	127 (280)	206 (450)	225 (500)	236 (520)	137 (300)	187 (410)	230 (510)
Blunt								
Part number	No.	804	904	104	114	834	844	864
Total length	mm	1050 (41.34)	1255 (49.41)	1300 (51.18)	1300 (51.18)	1050 (41.34)	1200 (47.24)	1300 (51.18)
Working length	mm	465 (18.31)	600 (23.62)	550 (21.65)	550 (21.65)	510	600 (23.62)	650 (25.59)
Weight	kg	123 (270)	196 (430)	225 (500)	232 (510)	122 (270)	185 (410)	230 (510)
Limestone Chisel								
Part number		801F3	901F3	101F3	111F3	831F3	841F3	–
Total length	mm	1200 (47.24)	1405 (55.31)	1450 (57.09)	1450 (57.09)	1200 (47.24)	1350 (53.15)	–
Working length	mm	615 (24.21)	750 (29.53)	700 (27.56)	700 (27.56)	660 (25.98)	750 (29.53)	–
Weight	kg	136 (300)	208 (460)	240 (530)	250 (550)	134 (300)	198 (440)	–
Hard Rock Chisel								
Part number	No.	801A2	901A2	101A2	111A2	831A2	841A2	–
Total length	mm	1200 (47.24)	1405 (55.31)	1450 (57.09)	1450 (57.09)	1200 (47.24)	1350 (53.15)	–
Working length	mm	615 (24.21)	750 (29.53)	700 (27.56)	700 (27.56)	660 (25.98)	750 (29.53)	–
Weight	kg	132 (290)	206 (450)	245 (530)	257 (570)	137 (300)	198 (440)	–
Pyramid								
Part number	No.	803K3	903K3	103K3	113K3	833K3	843K3	–
Total length	mm	1200 (47.24)	1405 (55.31)	1450 (57.09)	1450 (57.09)	1200 (47.24)	1350 (53.15)	–
Working length	mm	615 (24.21)	750 (29.53)	700 (27.56)	700 (27.56)	660 (25.98)	750 (29.53)	–
Weight	kg	132 (290)	197 (430)	215 (470)	226 (500)	137 (300)	187 (410)	–
Super blunt								
Part number	No.	804T2	904T2	104T2	114T2	834T2	844T2	–
Total length	mm	1100 (43.31)	1250 (49.21)	1350 (53.15)	1350 (53.15)	1100 (43.31)	1250 (49.21)	–
Working length	mm	515 (20.28)	600 (23.62)	600 (23.62)	600 (23.62)	560 (22.05)	560 (22.05)	–
Weight	kg	135 (300)	220 (490)	248 (550)	255 (560)	134 (300)	214 (470)	–

GLOBAL DEALER NETWORK

Sandvik sells and supports its Rammer-branded products through a global dealer network that operates in 130 countries around the world.

YOUR LOCAL RAMMER DEALER

Sandvik Mining and Construction Oy
Taivalkatu 8, P.O.Box 165
FI- 15101 Lahti, Finland
Phone Int. +358 205 44 151
www.rammer.com

EN/11/2015/ llme Subject to change without notice. The Rammer name and logo are registered trademarks of Sandvik Mining and Construction Oy.